

Paying for your Classes in SELF-SERVICE




Santiago Canyon College

Step 1: Click Student Finance

Hello, Welcome to Colleague Self-Service!







Choose a category to get started.

 **Register Now**
Click the button to see available terms and sections. [Register](#)

Notifications

Title	Details	Link
 Documents Required	There are 1 requests from your institution that require your action.	View required documents



 Student Finance Here you can view your latest statement, make a payment online and purchase student parking permits.	 Financial Aid Here you can access financial aid data, forms, etc.
 Tax Information Here you can change your consent for e-delivery of tax information.	 Student Planning Here you can search for courses, plan your terms, and schedule & register your course sections.
 Course Catalog Here you can view and search the course catalog.	 Grades Here you can view your grades by term.

Step 2: Click Make a payment

Account Summary

View a summary of your account


Account Overview			
Amount Overdue		\$164.00	
= Total Amount Due		\$164.00	Make a Payment
Total Account Balance		\$164.00	Account Activity
.....		

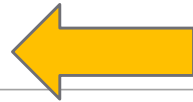
STEP 3: Choose a Payment Method

Make a Payment

Use this page to make a payment on your account

Total Payment : \$164.00

Choose a Payment Method 



Proceed to Payment

Collapse All

Spring Intersession 2020

\$154.00



Select	Item	Payment Group	Amount Due	Amount to Pay
<input checked="" type="checkbox"/>	Student Receivable	PYMNT	\$154.00	\$ <input type="text" value="154.00"/>

Fall 2020

\$10.00



Select	Item	Payment Group	Amount Due	Amount to Pay
<input checked="" type="checkbox"/>	Student Receivable	PYMNT	\$10.00	\$ <input type="text" value="10.00"/>

Total Amount Due

\$164.00

Step 4: Proceed to Payment

Make a Payment
Use this page to make a payment on your account

Total Payment : \$164.00

MasterCard



Proceed to Payment

Collapse All

Spring Intersession 2020

\$154.00



Select	Item	Payment Group	Amount Due	Amount to Pay
<input checked="" type="checkbox"/>	Student Receivable	PYMNT	\$154.00	\$ <input type="text" value="154.00"/>

Fall 2020

\$10.00



Select	Item	Payment Group	Amount Due	Amount to Pay
<input checked="" type="checkbox"/>	Student Receivable	PYMNT	\$10.00	\$ <input type="text" value="10.00"/>

Total Amount Due

\$164.00

Step 5: Finish Paying in TouchNet portal

Viewing Registration Statement

Step 1: Select Term


Account Summary		
View a summary of your account		
Account Overview		
Amount Overdue	\$164.00	
<hr/>		
= Total Amount Due	\$164.00	Make a Payment
<hr/>		
Total Account Balance	\$164.00	Account Activity
Spring 2023	\$0.00	
Spring Intersession 23	\$0.00	
Fall 2022	\$0.00	
Spring 2022	\$0.00	
Spring Intersession 2021	\$0.00	
Fall 2020	\$10.00	
Spring 2020	\$0.00	
Spring Intersession 2020	\$154.00	
Fall 2019	\$0.00	
Spring 2019	\$0.00	
Fall 2018	\$0.00	
Spring 2018	\$0.00	



Step 3: Click View Statement

Account Activity
View your Financial Activity

Term Fall 2022 - Balance: \$0.00 ▼

 Balance
\$0.00

[Expand All](#)

[View Statement](#)

Balance	\$0.00
---------	--------

[Top of page](#)

