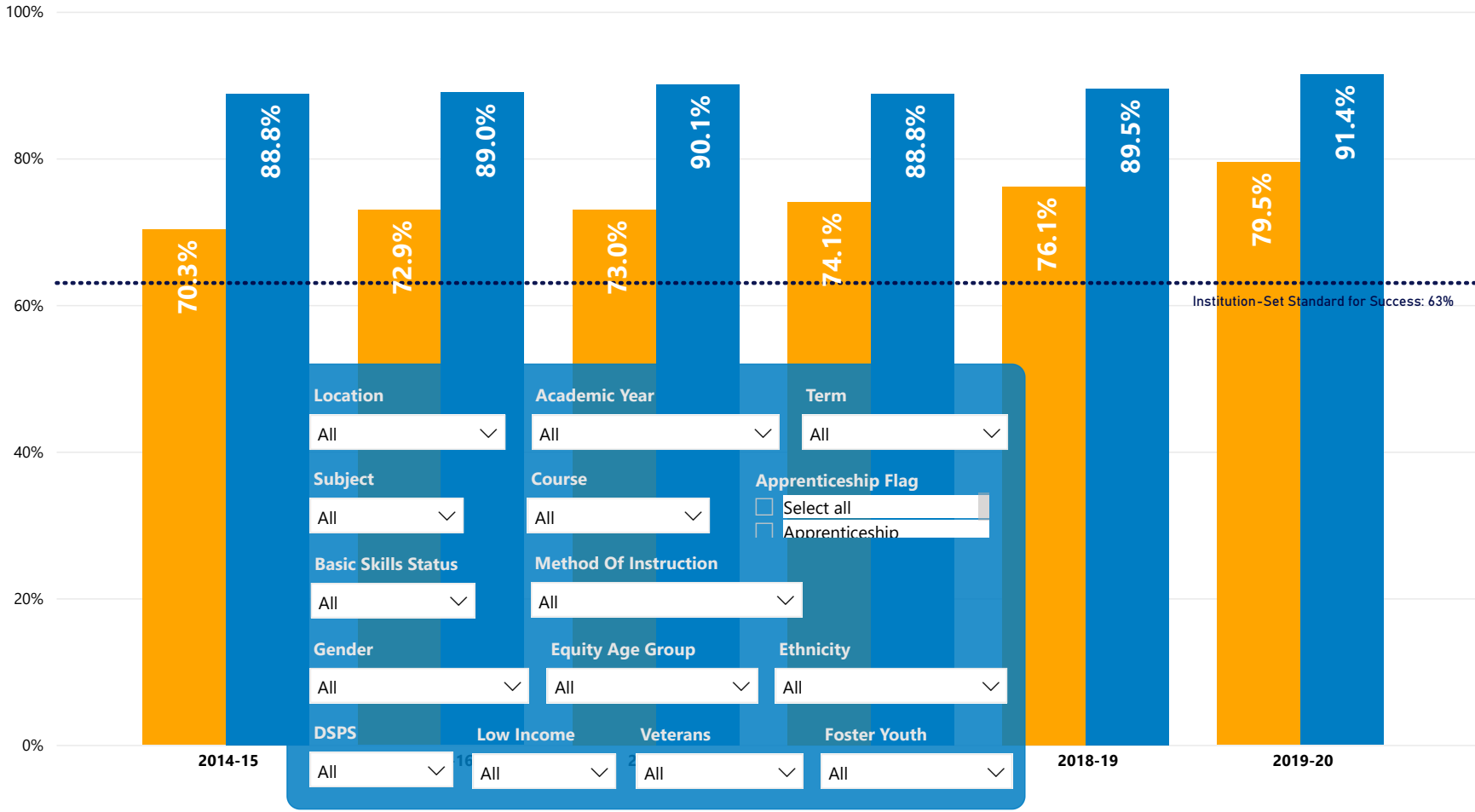


● Success% ● Retention%

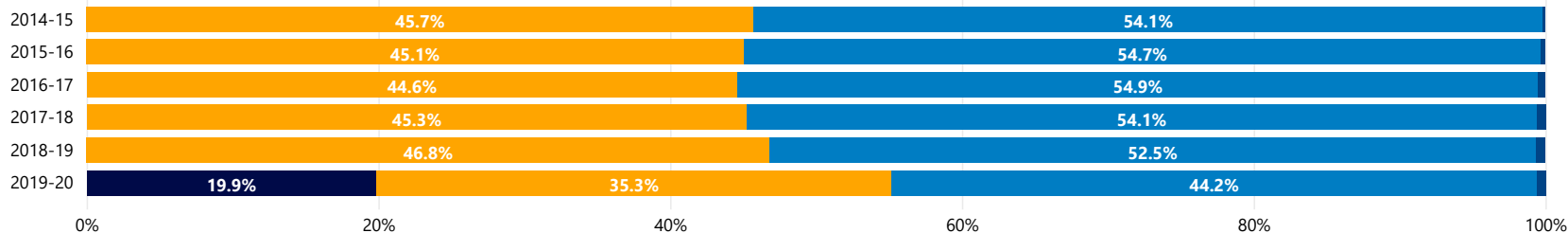


- SUBJECTS**
- ACA
  - ACCT
  - ACE
  - ACPD
  - ACPL
  - ACS
  - AEL
  - AIN
  - AME
  - AMF
  - AMM
  - AMW
  - ANTH
  - AOE
  - APL
  - ART
  - ASL
  - ASTR
  - ASV
  - BIOL
  - BUS
  - CDEV

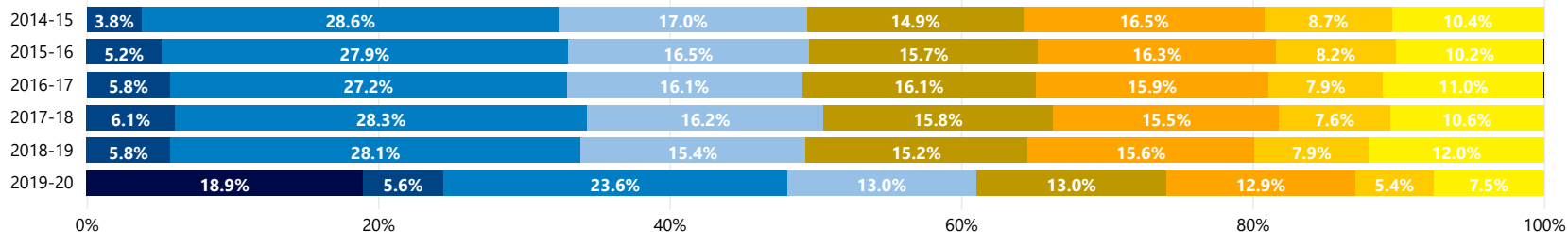
[← Content Guide](#)
[↶ Reset Slicers](#)
[Hide Slicer Panel](#)
[Success & Retention](#)
[Demographics](#)
[Special Population](#)

- SUBJECTS**
- ACA
  - ACCT
  - ACE
  - ACPD
  - ACPL
  - ACS
  - AEL
  - AIN
  - AME
  - AMF
  - AMM
  - AMW
  - ANTH
  - AOE
  - APL
  - ART
  - ASL
  - ASTR
  - ASV
  - BIOL
  - BUS
  - CDEV

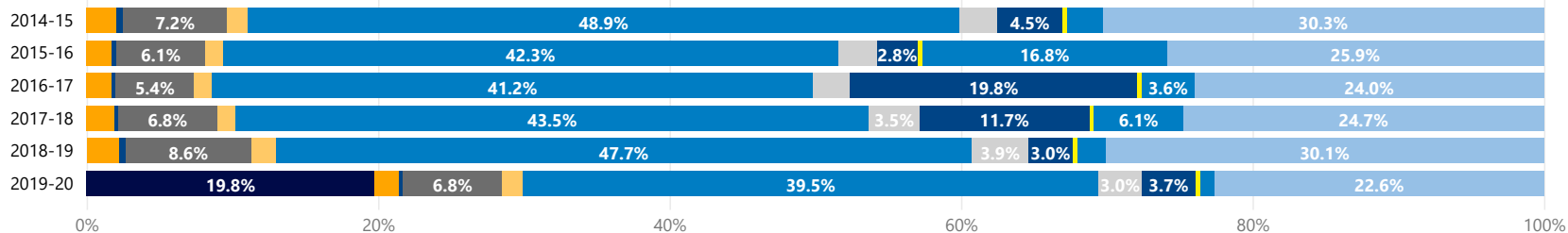
**Gender** ● (Blank) ● Female ● Male ● Unknown



**Age** ● (Blank) ● 17 and under ● 18-21 ● 22-24 ● 25-29 ● 30 - 39 ● 40 - 49 ● 50 and over ● Unknown

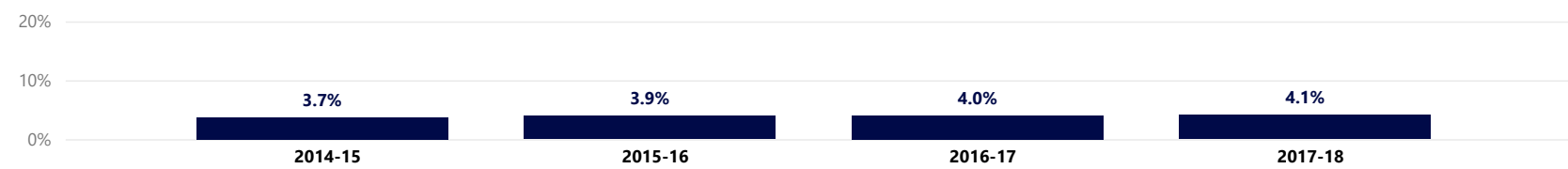


**Ethnicity** ● (Blank) ● African-American ● American Indian/Alaskan ● Asian ● Filipino ● Latino ● Multi-Race ● Other ● Pacific Islanders ● Unknown ● White

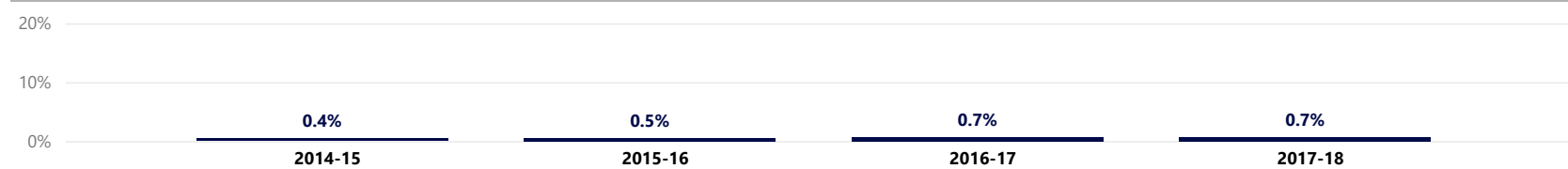


[← Content Guide](#)
[↶ Reset Slicers](#)
[Slicer Panel](#)
[Success & Retention](#)
[Demographics](#)
[Special Population](#)


### DSPS Proportion



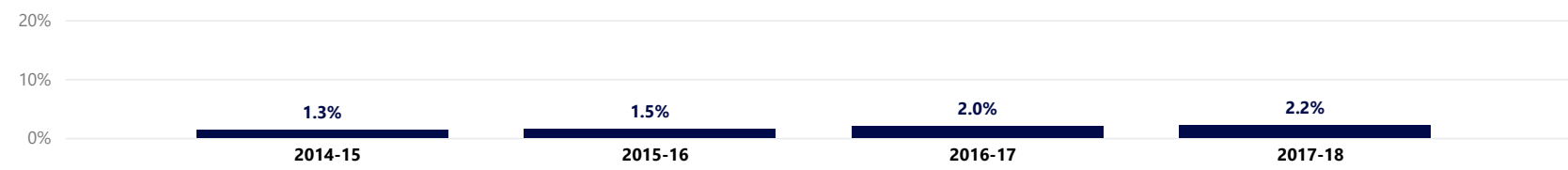
### Foster Youth Proportion



### Low Income Proportion



### Veteran Proportion



- SUBJECTS**
- ACA
  - ACCT
  - ACE
  - ACPD
  - ACPL
  - ACS
  - AEL
  - AIN
  - AME
  - AMF
  - AMM
  - AMW
  - ANTH
  - AOE
  - APL
  - ART
  - ASL
  - ASTR
  - ASV
  - BIOL
  - BUS
  - CDEV

← Content Guide

↶ Reset Slicers

Slicer Panel

Success & Retention

Demographics

Special Population