

Printing calendar with the beginning & end appointment times

To print Beginning and End Times from Outlook 2013 Calendar.

Need to download & install: Calendar Printing Assistant – Outlook 2013

<http://www.microsoft.com/enus/download/details.aspx?id=16645>

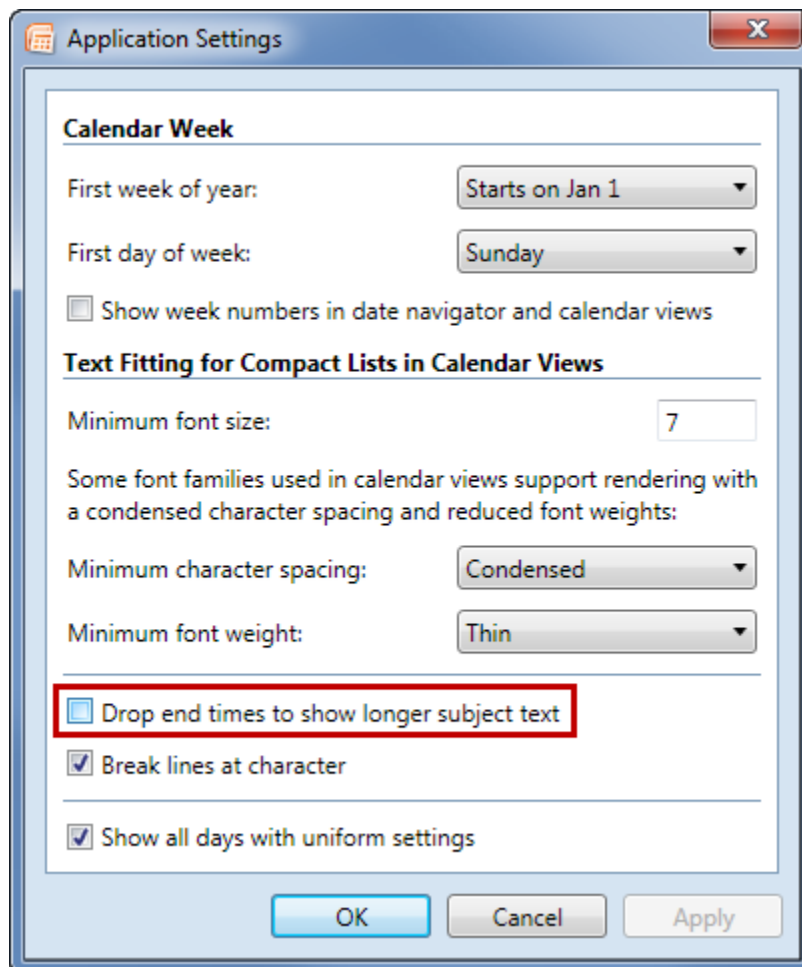
Pretty much all the Daily, Weekly, Monthly and even some Yearly calendar templates of the **Calendar Printing Assistant** will allow you to print both the beginning and end times of the appointments. Because of this and several other benefits, it is highly recommended to print via this separate free Microsoft tool instead.

If the end times are still not displayed for your selected template, disable the option;

"Drop end times to show longer subject text"

You can find this option in the Calendar Printing Assistant via;

File-> Application Settings...



Disable the option to make end-times visible for all printing templates.



Download Center

- Shop ▾
- Products ▾
- Categories ▾
- Support ▾
- Security ▾



Calendar Printing Assistant for Outlook

Select Language:

English ▾

Download

The Calendar Printing Assistant for Microsoft Outlook is a program that provides an easy way to print and customize Outlook calendar information.

Details

Version:

2.0

Date Published:

7/1/2010

File Name:

CalendarPrintAssistant.exe

File Size:

29.9 MB

KB Articles: [KB979449](#)

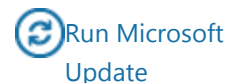
The Calendar Printing Assistant for Outlook is a program that provides an easy way to print and customize Outlook calendar information. It puts you in control of the tools you need and helps you plan and create designer-quality output.

With this download you can:


- Print dynamic calendar views
- Customize and personalize your calendars
- Adjust information to changing views

Free PC updates

- Security patches
- Software updates
- Service packs
- Hardware drivers



Microsoft suggests



The power of Office.

Everywhere.

Start your free month of Office 365 now.

[Learn more](#)

System Requirements

Supported Operating System

Windows 7, Windows Vista Service Pack 2, Windows XP Service Pack 3

- **This download works with the following Office programs:**
 - Microsoft Outlook 2007
 - Microsoft Outlook 2010 (32-bit)
 - Microsoft Outlook 2013 (32-bit)
- NOTE: The Calendar Printing Assistant for Outlook is **NOT** supported on Outlook 2010 (**64-bit**)
- **The following is also required:**
 - Microsoft .NET Framework Version 3.0

Microsoft Store



Office
Home
Student
2013



Office 365
Home

[See more](#)

Install Instructions

To install this download:

1. Download the file by clicking the **Download** button (above) and saving the file to your hard disk.
2. Double-click the **CalendarPrintAssistant.exe** program file on your hard disk to start the Setup program.
3. Follow the instructions on the screen to complete the installation.

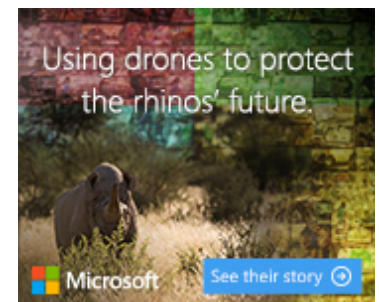
Instructions for use:

After you install this download, use Outlook as you typically would.

To remove this download:

To remove the download file, delete the file **CalendarPrintAssistant.exe** .

1. On the **Start** menu, point to **Settings** and then click **Control Panel**.
2. Double-click **Add/Remove Programs**.
3. In the list of currently installed programs, select **Calendar Printing Assistant for Office Outlook** and then click **Remove** or **Add/Remove**. If a dialog box appears, follow the instructions to remove the program.
4. Click **Yes** or **OK** to confirm that you want to remove the program.



Popular downloads

Product: Office 

01

Microsoft Office Compatibility Pack for Word, Excel, and PowerPoint File Formats

Install this compatibility pack if you would like to open, edit, and save documents, workbooks, and presentations that were created in the newer versions of Word, Excel, and PowerPoint. Scroll down to see instructions and system requirements.

02

The 2007 Microsoft Office Suite Service Pack 3 (SP3)

Service Pack 3 provides the latest updates to the 2007 Microsoft Office Suite. This update also applies to Microsoft Office Project, Microsoft Office SharePoint Designer, Microsoft Office Visio, and Visual Web Developer.

03

Word Viewer

View, print and copy Word documents, even if you don't have Word installed. This download is a replacement for Word Viewer 2003 and all previous Word Viewer versions.

04

2007 Microsoft Office Add-in: Microsoft Save as PDF or XPS

This download allows you to export and save to the PDF and XPS formats in eight 2007 Microsoft Office programs. It also allows you to send as e-mail attachment in the PDF and XPS formats in a subset of these programs.











05

PowerPoint Viewer

Microsoft PowerPoint Viewer lets you view full-featured presentations created in PowerPoint 97 and later versions.

[View more](#)

Product sites

-  [Windows](#)
-  [Office](#)
-  [Surface](#)
-  [Windows Phone](#)
-  [Mobile devices](#)
-  [Xbox](#)
-  [Skype](#)
-  [MSN](#)
-  [Bing](#)
-  [Microsoft Store](#)

Downloads

- [Download Center](#)
- [Windows downloads](#)
- [Update to Windows 8.1](#)
- [Free Downloads](#)
- [Internet Explorer](#)
- [Office downloads](#)
- [Drivers \(sound, printer, USB, more\)](#)

Subscribe

- [Microsoft At Home RSS](#)
- [Microsoft At Work RSS](#)
- [Microsoft newsletters](#)

Support

- [Support home](#)
- [Microsoft Security Essentials](#)
- [Windows Update: Service packs & fixes](#)
- [Windows help & how-to](#)
- [Office \(Outlook, Excel, more\)](#)

About

- [Microsoft](#)
- [Microsoft Account](#)
- [Careers](#)
- [Company News](#)
- [Investor relations](#)
- [Site map](#)

Popular resources

- [Microsoft Cloud](#)
- [PC and Laptops](#)
- [Web browser](#)
- [Windows Phone smartphones](#)
- [Windows Phone apps and games](#)
- [Microsoft computer security](#)
- [Cortana](#)
- [Microsoft Dynamics CRM](#)
- [Windows Apps](#)

 [United States - English](#)

